


# Forest Fuels Reductions and Biomass-to-Energy; Parallel Opportunities for Public Benefit

Larry Mason  
University of Washington  
College of Forest Resources




# Forest Fuels Reductions:



THIS?

Or

THIS?



# The Rhetorical Problem



**Small Diameter Fuels Removals are costly; the market value of small logs may be less than the harvest and haul charges.**



**However!!**  
**There are many values other than net log**  
**returns that should be considered...**

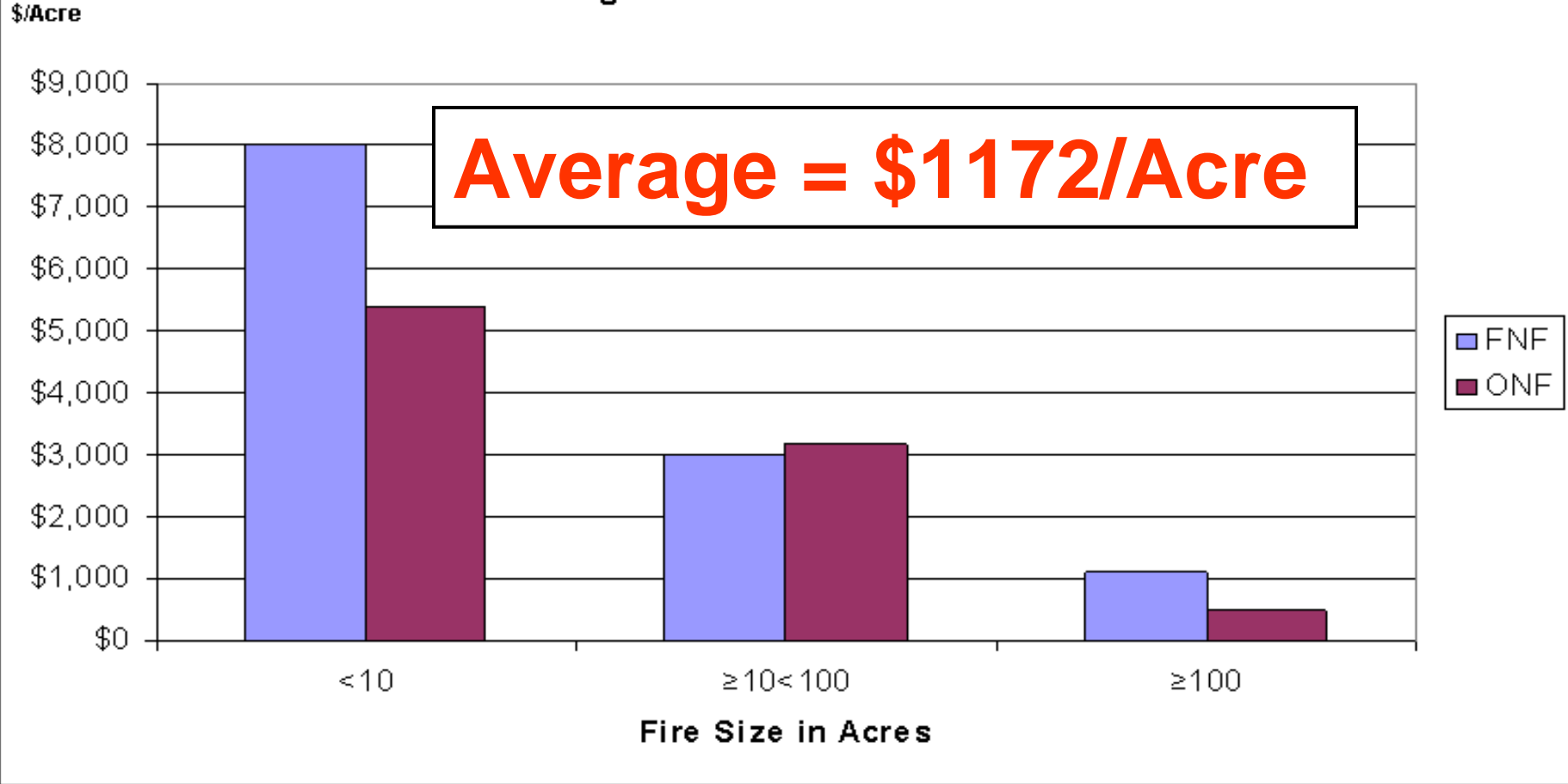


**An obvious example is the public cost of fire fighting.**

# Average Fire Suppression Costs/Acre by Fire Size

Fremont National Forest 1992-2001

Okanogan National Forest 1990-2002



**Fire fighting is expensive and dangerous**

# Non-market Valuations

$$V_0 = \frac{V_n}{(1+i)^n}$$

Where:

$V_0$  = present value at time 0

$V_n$  = future value after  $n$  periods (years)

$i$  = interest rate

$n$  = number of periods (years)

**Parametric Present Value Estimations of Fire Risk Costs with Assumptions of \$1000/acre to Fight Fire and 5% as the Discount Rate.**

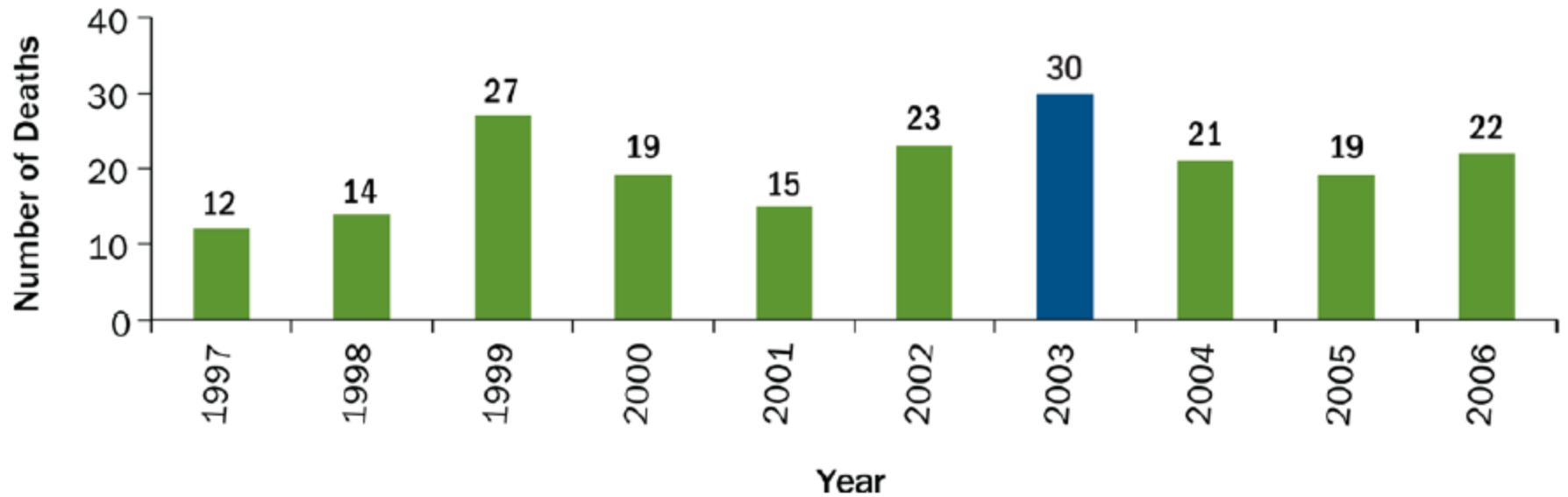
**For this Exercise Assume all High Risk acres burn in 30 years (15 year midpoint) and all Moderate Risk acres burn in 60 years (30 year midpoint).**

Year	5	10	15	20	25	30	35	40	45	50	55	60
Method 1. Present cost/ac of a forest fire at specified future year	\$784	\$614	\$481	\$377	\$295	\$231	\$181	\$142	\$111	\$87	\$68	\$54



# Fire Fighter Fatalities = 3-5 Persons /Million Acres /Year

Figure 3. Firefighter Fatalities Related to Wildland Firefighting (1997-2006)







**Wildfires result in facility losses. Insurance losses average >\$300/burned acre.**



Reuters/Fred Greaves & Phil McCarten



## **Other important values can easily be estimated**



**Timber losses from fire in high and moderate risk areas on the FNF and ONF average \$1605/acre.**

<i>Treatment Benefits</i>	<b><i>Present Value per acre</i></b>	
	<b><i>High Risk</i></b>	<b><i>Moderate Risk</i></b>
<b><i>Fire fighting costs avoided</i></b>	<b>\$481</b>	<b>\$231</b>
<b><i>Fatalities avoided</i></b>	<b>\$ 10</b>	<b>\$ 5</b>
<b><i>Facility losses avoided</i></b>	<b>\$150</b>	<b>\$ 72</b>
<b><i>Timber losses avoided</i></b>	<b>\$772</b>	<b>\$371</b>
<b><i>Regeneration and rehabilitation costs avoided</i></b>	<b>\$120</b>	<b>\$ 58</b>
<b><i>Community value of fire risk reduction</i></b>	<b>\$ 63</b>	<b>\$ 63</b>
<b><i>Regional economic benefits</i></b>	<b>\$386</b>	<b>\$386</b>
<b><i>Total Benefits</i></b>	<b>\$1,982+</b>	<b>\$1,186+</b>

<b><i>Treatment costs</i></b>		
<b><i>Operational costs</i></b>	<b>(\$374)</b>	<b>(\$374)</b>
<b><i>Forest Service contract preparation costs</i></b>	<b>(\$206)</b>	<b>(\$206)</b>
<b><i>Total Costs</i></b>	<b>(\$580)</b>	<b>(\$580)</b>

<b><i>Positive Net Benefits from Fuel Removals</i></b>	<b>\$1,402+</b>	<b>\$606+</b>
--	-----------------	---------------



## **FNF & ONF**

**1,307,667 acres in  
High and Mod Risk**

**Total No-Action  
Liability  
(\$2,071,000,000+)**

**Net Savings After  
Treatment Costs  
\$1,312,677,159**



**How do we  
value habitats  
lost to forest  
fires?**



# *What value should we place on impacts from Erosion? Sediment? and Debris flows?*

North Fork Boise Wildfire,  
Boise National Forest



Source: George Ice and Jeff Amoss



**The most precious and irreplaceable resources at risk are the soil and water.**





**What are the public costs of carbon and other pollutants released to the atmosphere by forest fires?**

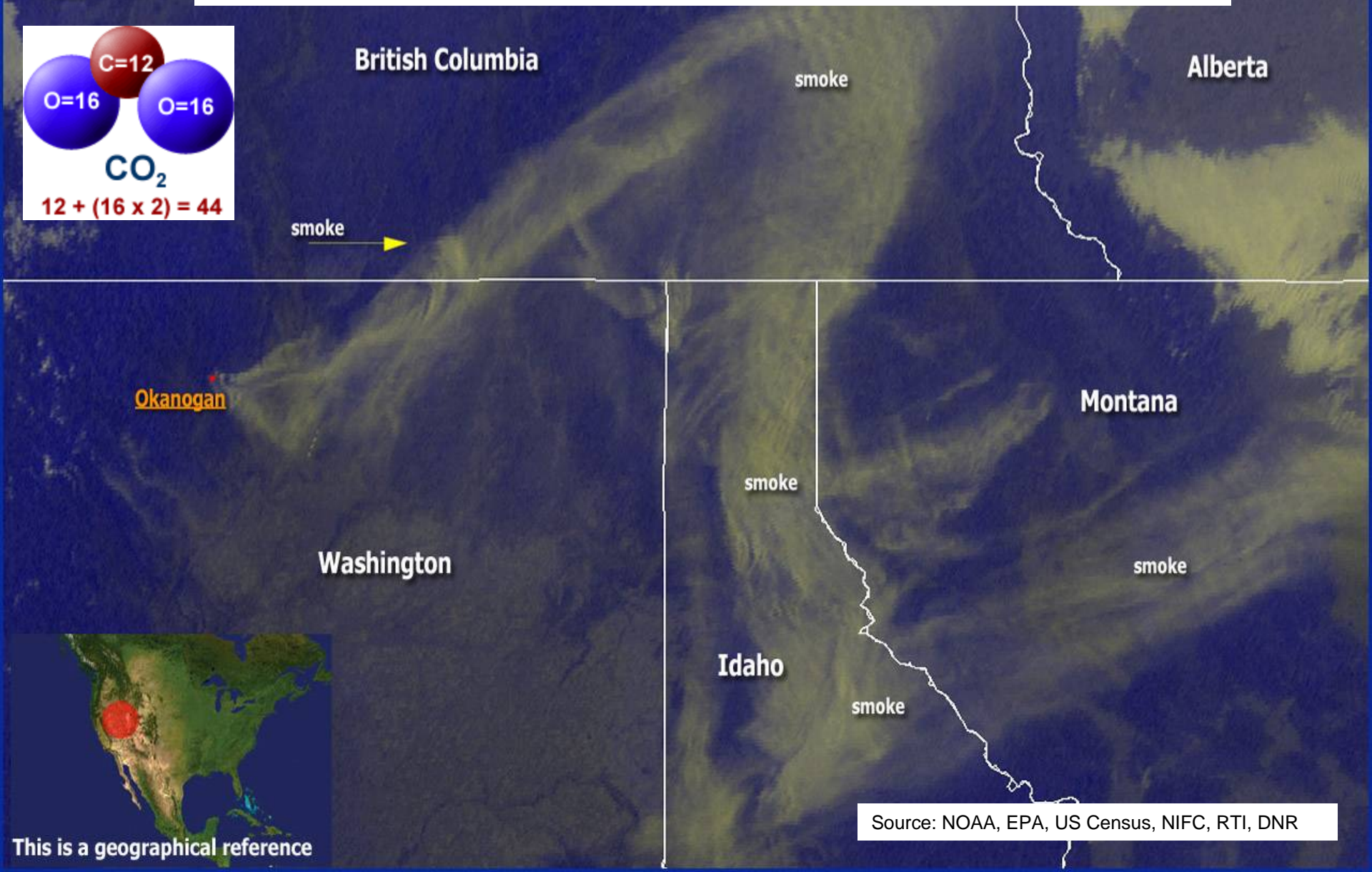
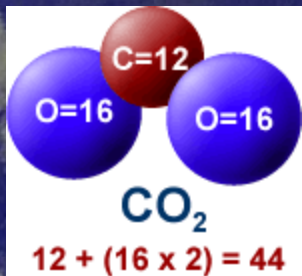




# 2006 Forest Fires

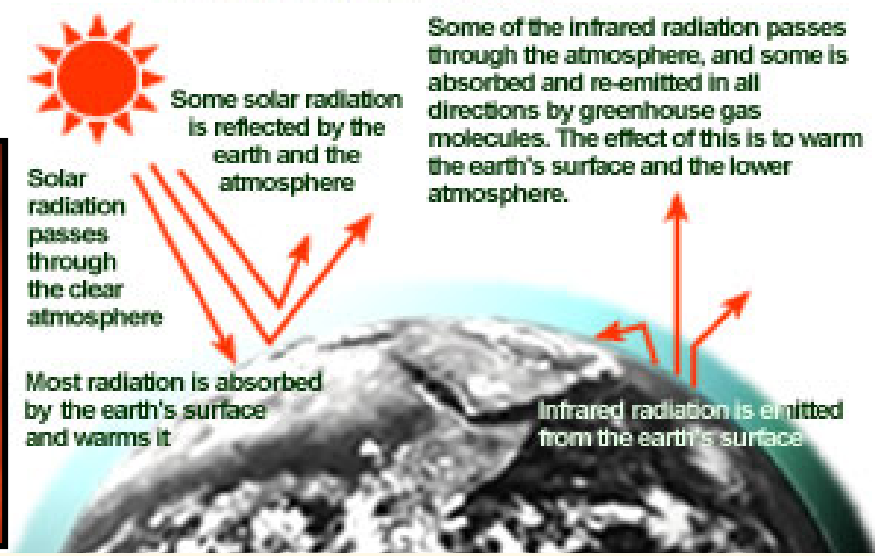
Total WA ~ 400,000 acres

Total US > 9.8 million acres

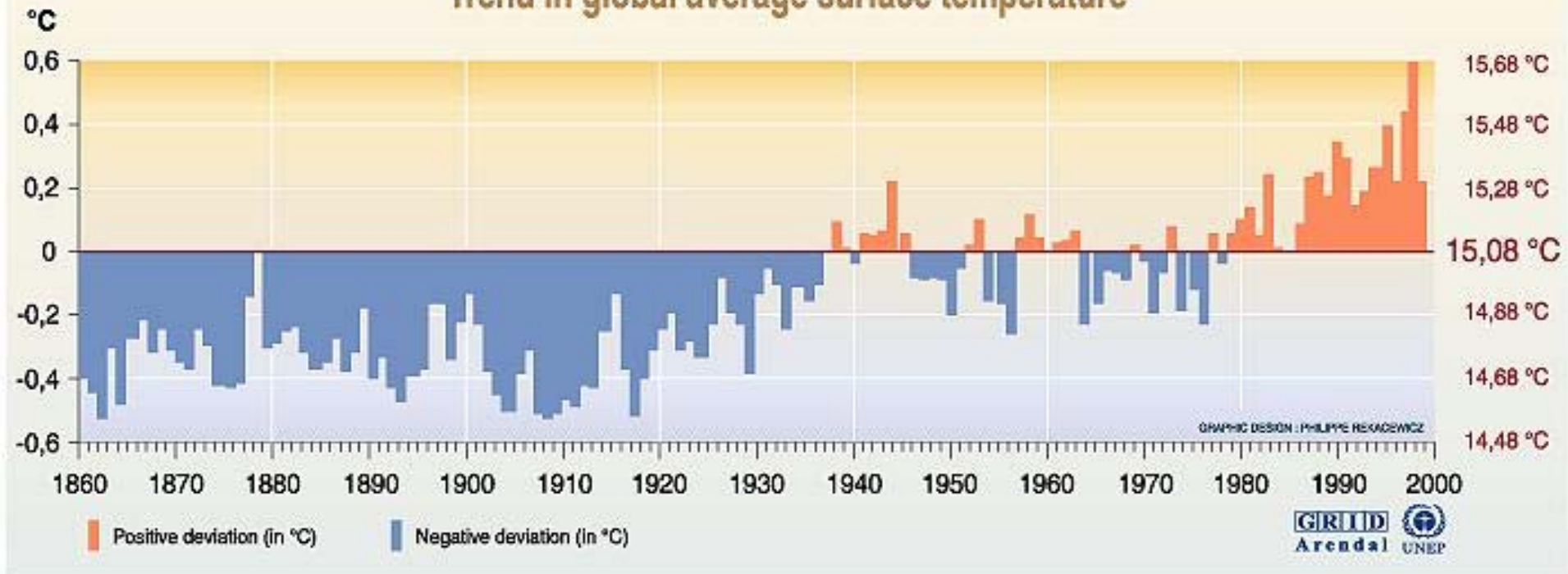




## The Greenhouse Effect



## Trend in global average surface temperature



Source: School of environmental sciences, climatic research unit, university of East Anglia, Norwich, United Kingdom, 1999.

# Managed Forests store carbon several ways



**Standing  
forest**



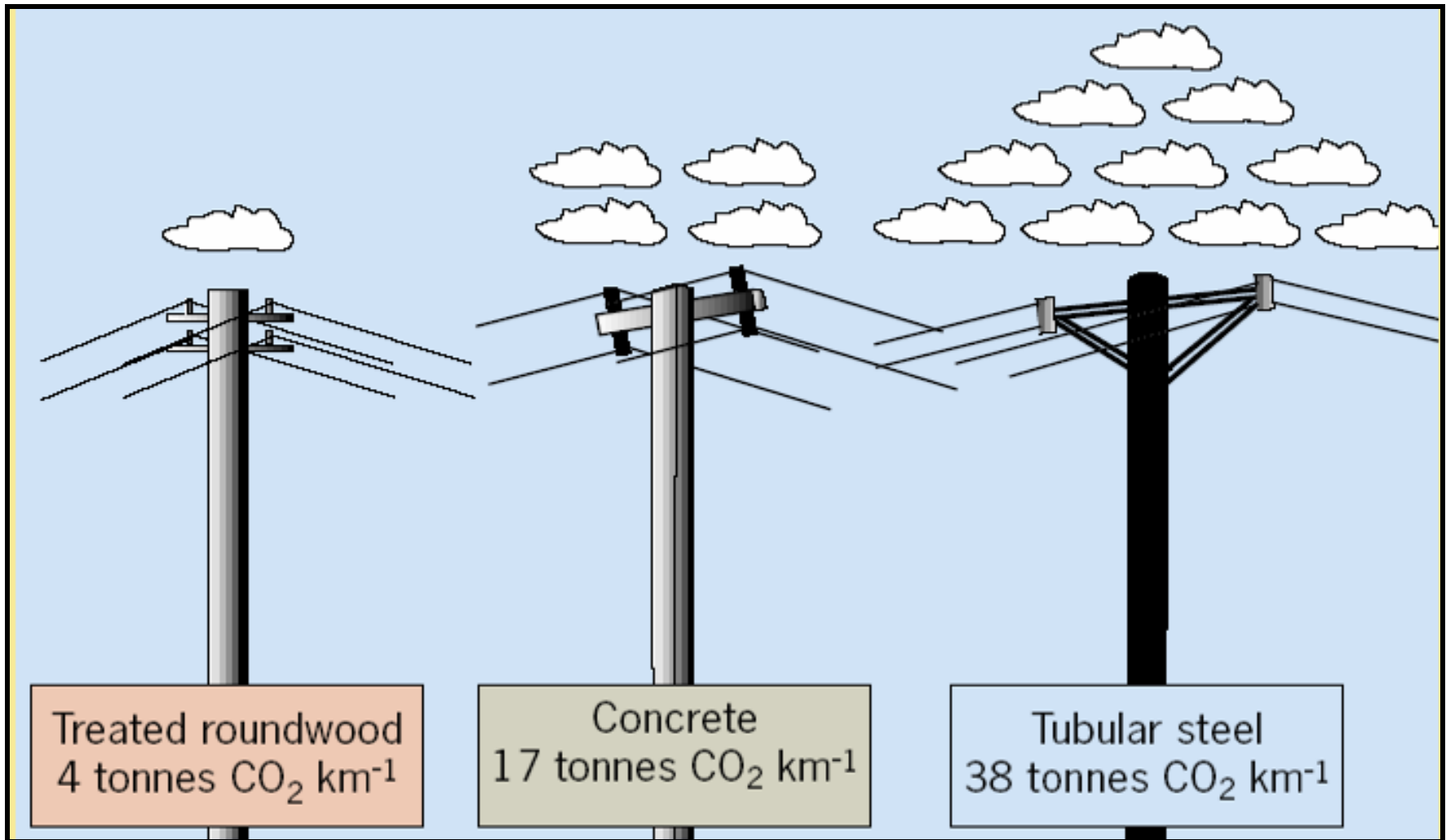
**Forest  
products**



**Fossil fuel  
conservation**

**Forest Management Can Help Reduce Atmospheric CO<sub>2</sub>**

# CO2 emissions from product alternatives



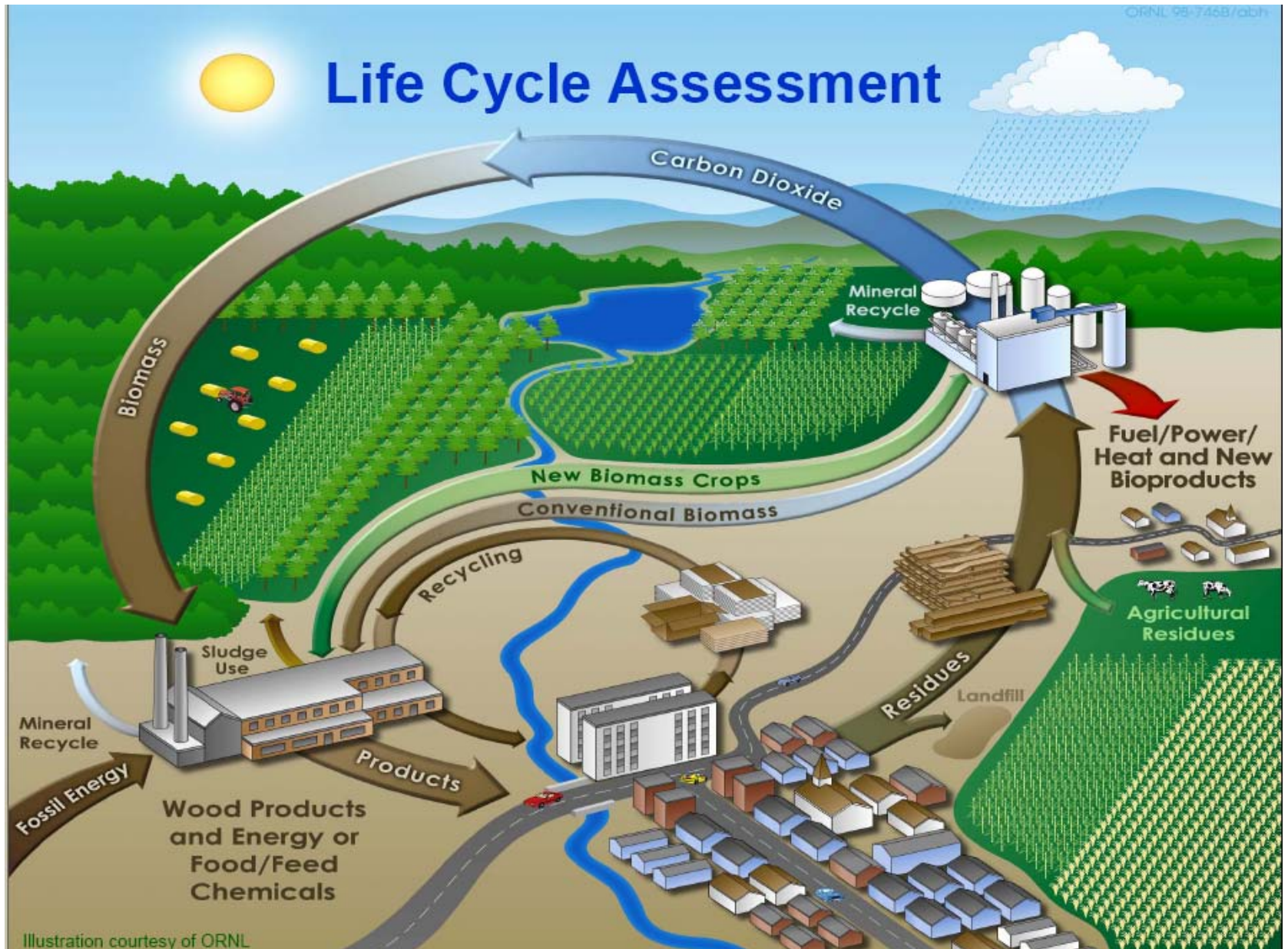
# Clean Energy



Heat, Steam,  
Electricity,  
Transportation Fuel



# Biomass is renewable and “carbon neutral”



# Foreign Fossil Fuel Costs Like Pollution, Health Care, Economic Decline, & National Defense Are Not Included In Energy Cost Benefit Analysis.



# “America is Addicted to Oil”

President George Bush, State of the Union 2006





# Clean and Renewable Energy Alternatives Are Needed





# Biomass is a uniquely versatile energy source

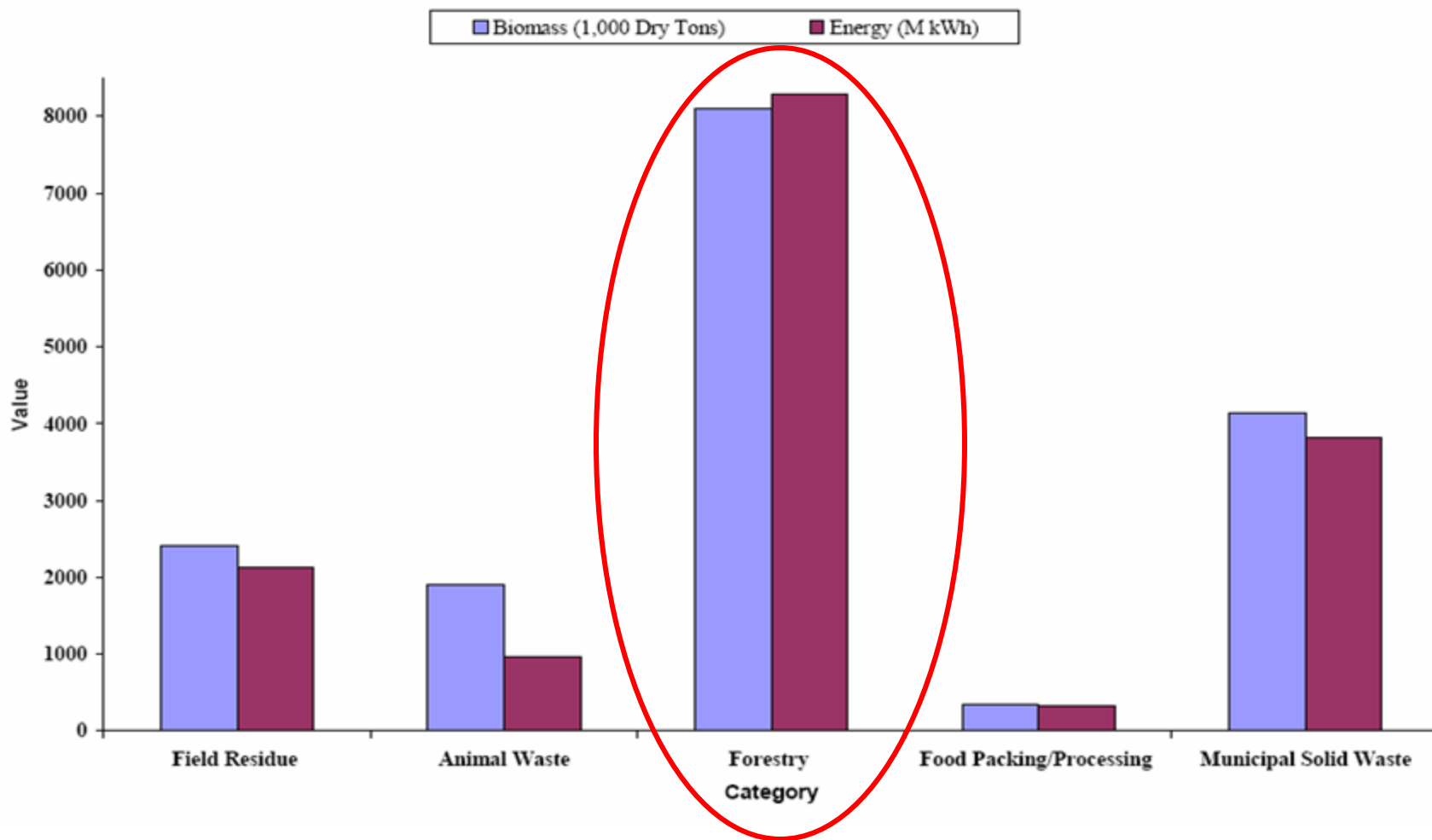


# WA Ambitious Energy Objectives

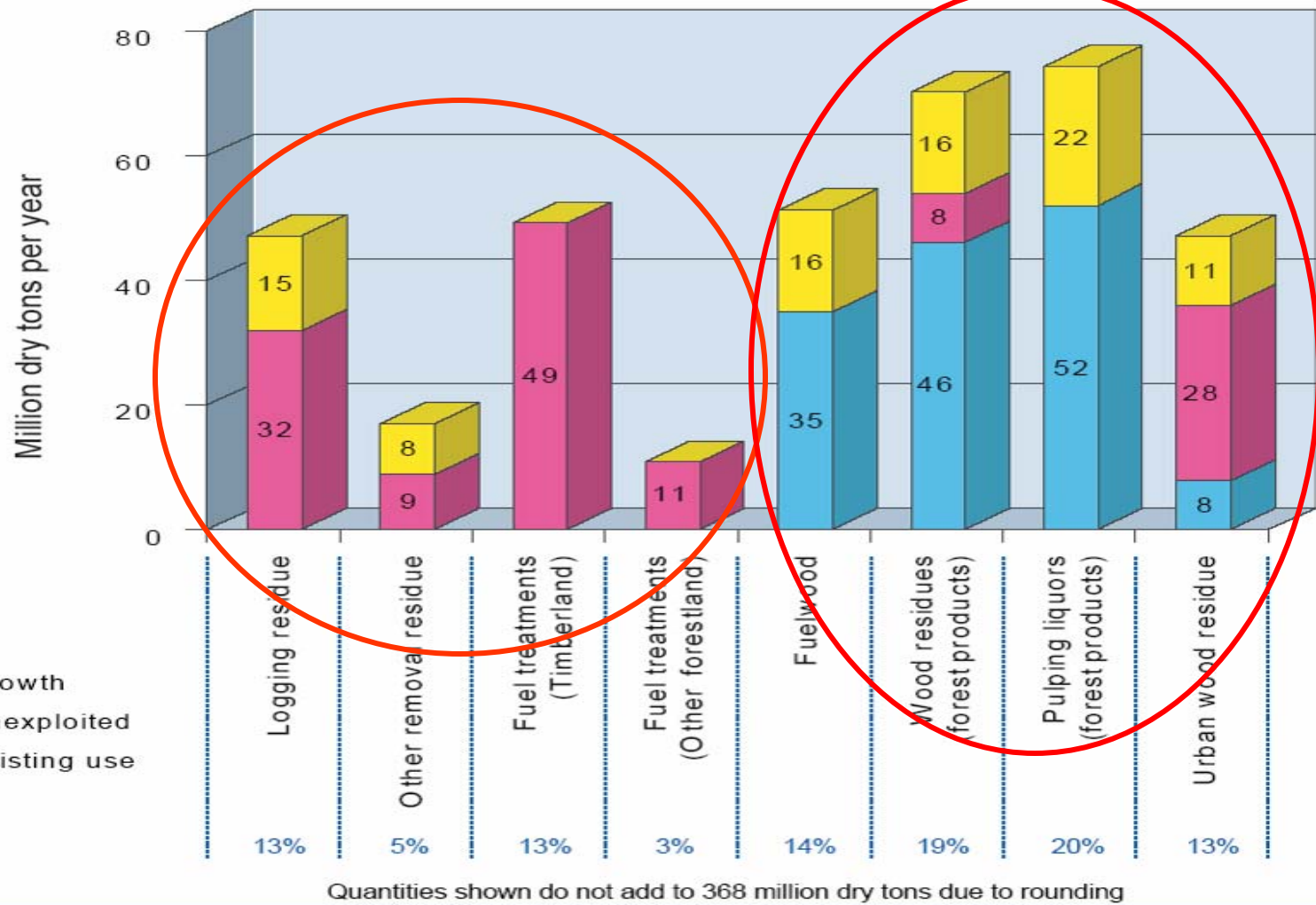
- ✓ I-937 Renewable Portfolio Standard – 15% by 2020
- ✓ Renewable fuels standard – 2% ethanol & biodiesel
- ✓ Cut emissions to 1990 levels by 2020 and to 50% below 1990 levels by 2050



# WA Biomass and Bioenergy Inventory



**Forest Biomass equals all others combined**

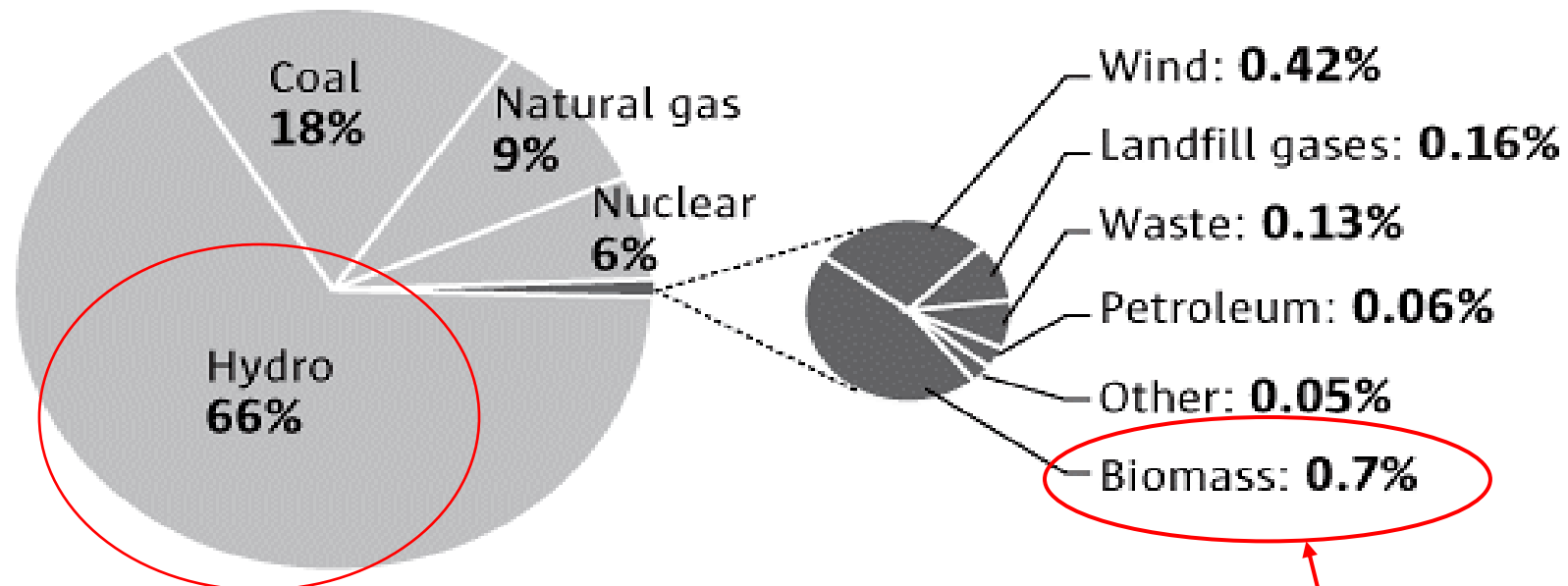


**Figure 13: Summary of potentially available forest resources**

# WA has clean & cheap electricity

## Where our energy comes from

In 2004, Washington customers got about 66 percent of their electricity needs from hydro and 33 percent from coal, nuclear and natural gas. The rest came from the renewable resources advocated by I-937 supporters, such as wind, solar and biomass.



Note: Numbers do not add up to 100 percent because of rounding.

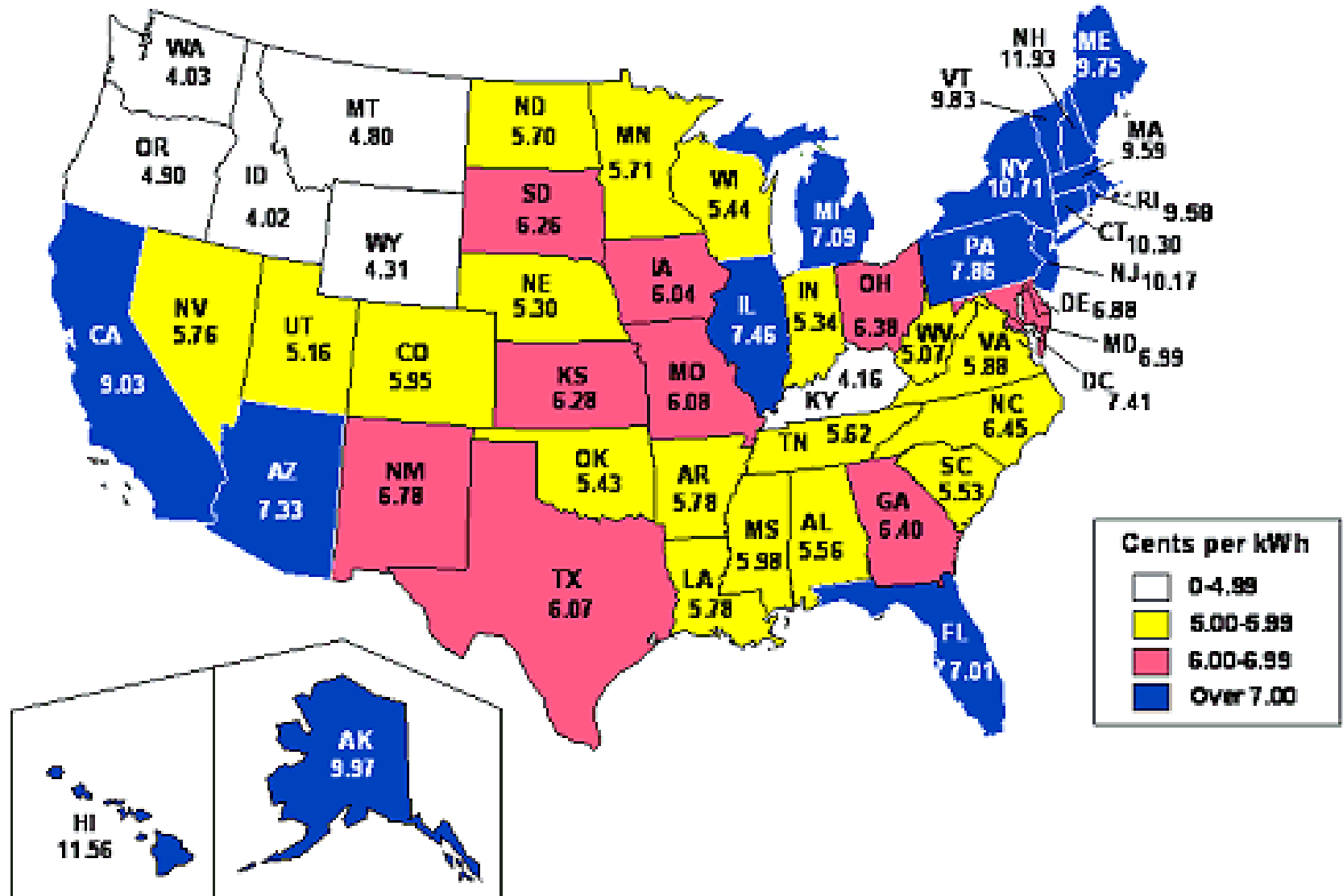
Source: Washington State Department of Community, Trade and Economic Development

**Largest non-hydro renewable**

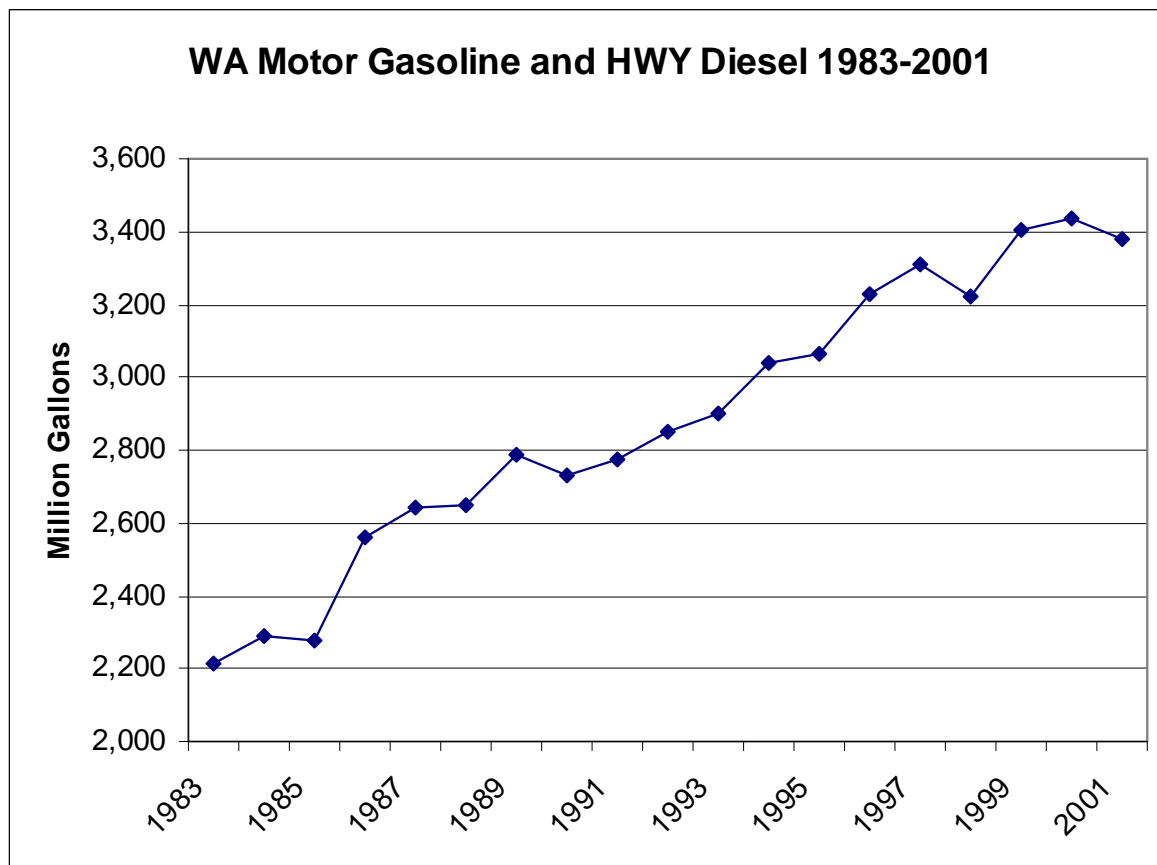
THE SEATTLE TIMES

# Biomass-to-electricity: Especially challenging in the PNW

U.S. Total Average Revenue per kWh in 1998 was 6.74 Cents



# Fossil Fuel Combustion = 99% of WA CO2



**2% Average Increase per Year**  
**Total fossil fuel 2001 = 4.3 billion gallons/year**  
**3<sup>rd</sup> highest gas price in the nation**



# \$87 Million/year to support research at the National Renewable Energy Laboratory

## President's Biofuels Initiative

### The President's Goals:

Replace the equivalent of more than 75 percent of our oil imports from the Middle East by 2030 – 30% of gasoline pool or 60 billion gallons/year

2012 Goal: Fund additional research in cutting-edge methods of producing ethanol, not just from corn, but from wood chips and stalks, or switchgrass. DOE goal is to make cellulosic ethanol practical and cost-competitive (\$1.07/gal) within 6 years



# Public ownership dominates West forests

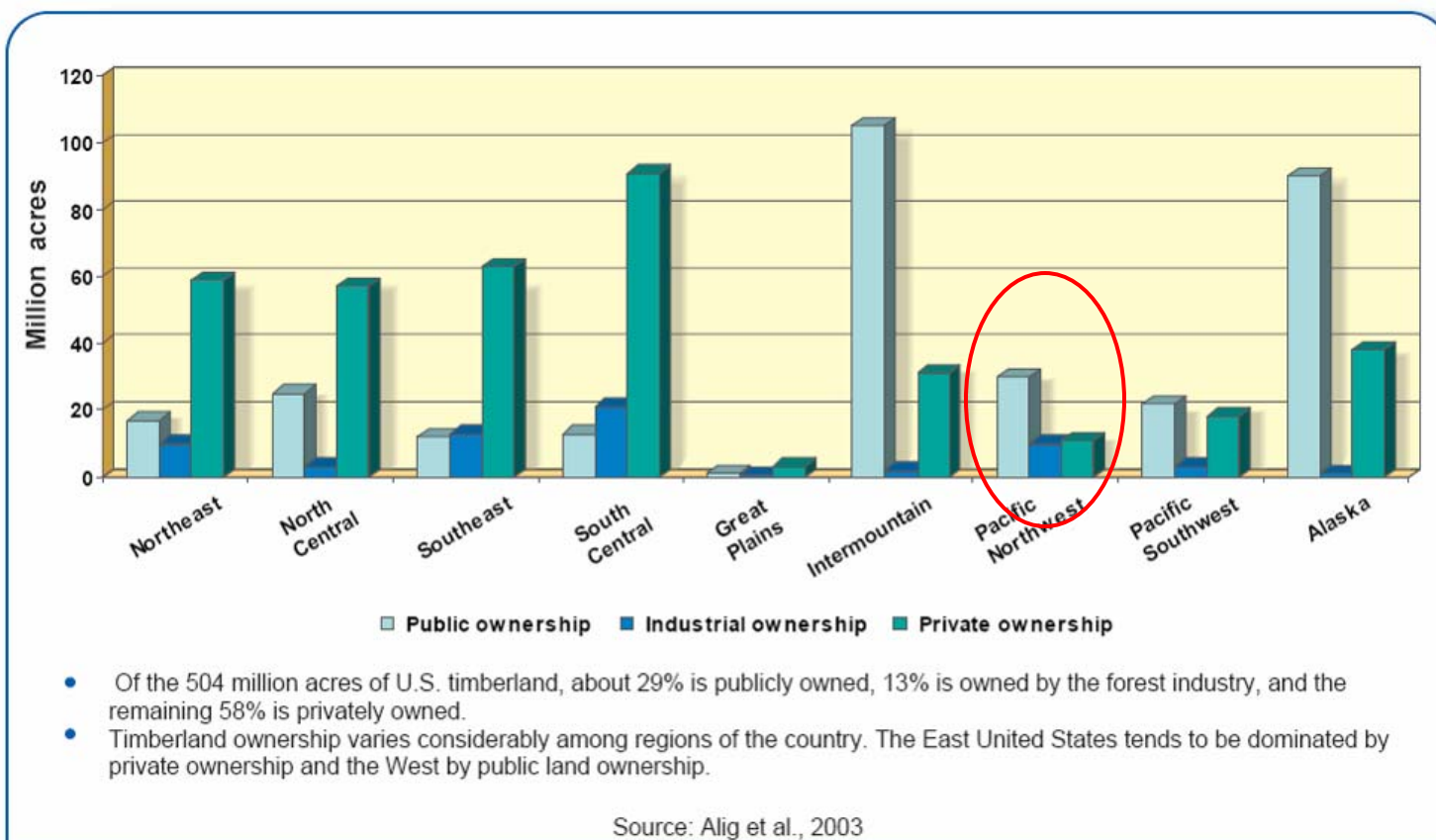


Figure 4: Ownership break-up of U.S. forestland by region

# Washington Unreserved Timberlands

*(thousands of acres)*

Ownership	Western	Eastern	Total
USDA Forest Service	2208	2494	4702
Forest Industry	3732	878	4610
Non-Industrial	*1668	1292	2960
State	1390	647	2037
Native American	*310	1074	1384
County and Municipale	194	7	201
Misc. Federal	78	110	188
<b>Total</b>	<b>9580</b>	<b>6502</b>	<b>16082</b>

Washington Farmlands = ~15,318 *thousand acres*



# WA Ambitious Energy Objectives

- ✓ I-937 Renewable Portfolio Standard – 15% by 2020
- ✓ Renewable fuels standard – 2% ethanol & biodiesel
- ✓ Cut emissions to 1990 levels by 2020 and to 50% below 1990 levels by 2050





# WA Emission Reduction Comparisons

From 2001 level to 1990 = (600 million gallons reduction)

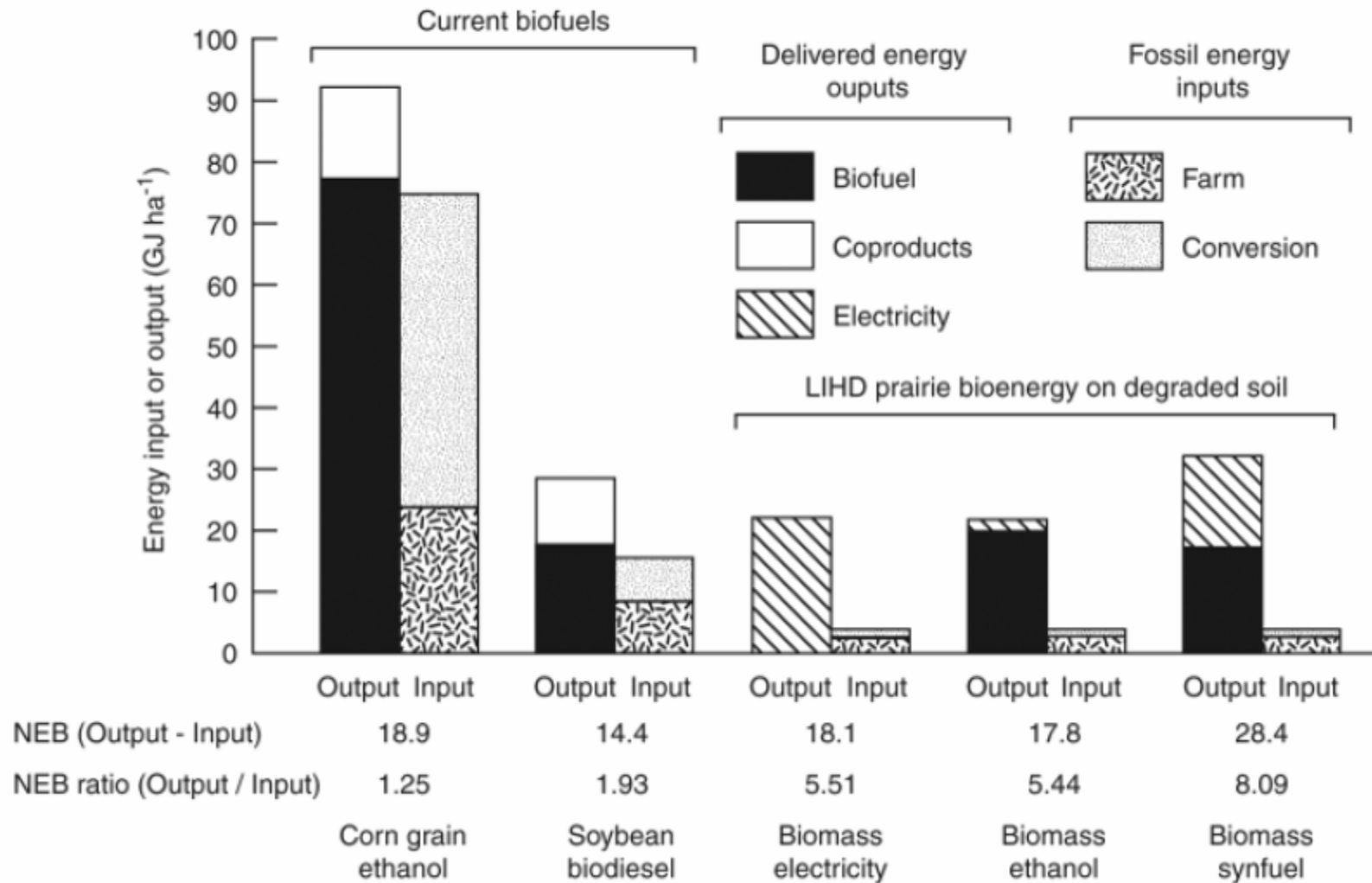
Options:

Bio diesel/ethanol:

Soy = 40 gallons/acre/yr (15 million acres)  
Canola = 100 gallons/acre/yr (6 million acres)  
Palm = 650 gallons/acre/yr (1 million acres)  
Wood = 60 gallons/acre/yr (10 million acres)  
with 333,000 acres treated each year

For forest biomass, every acre not burned = ~ 25 tons of CO<sub>2</sub> not emitted (2500 gallons gas equivalent emissions @ 20lbs CO<sub>2</sub>/gal)

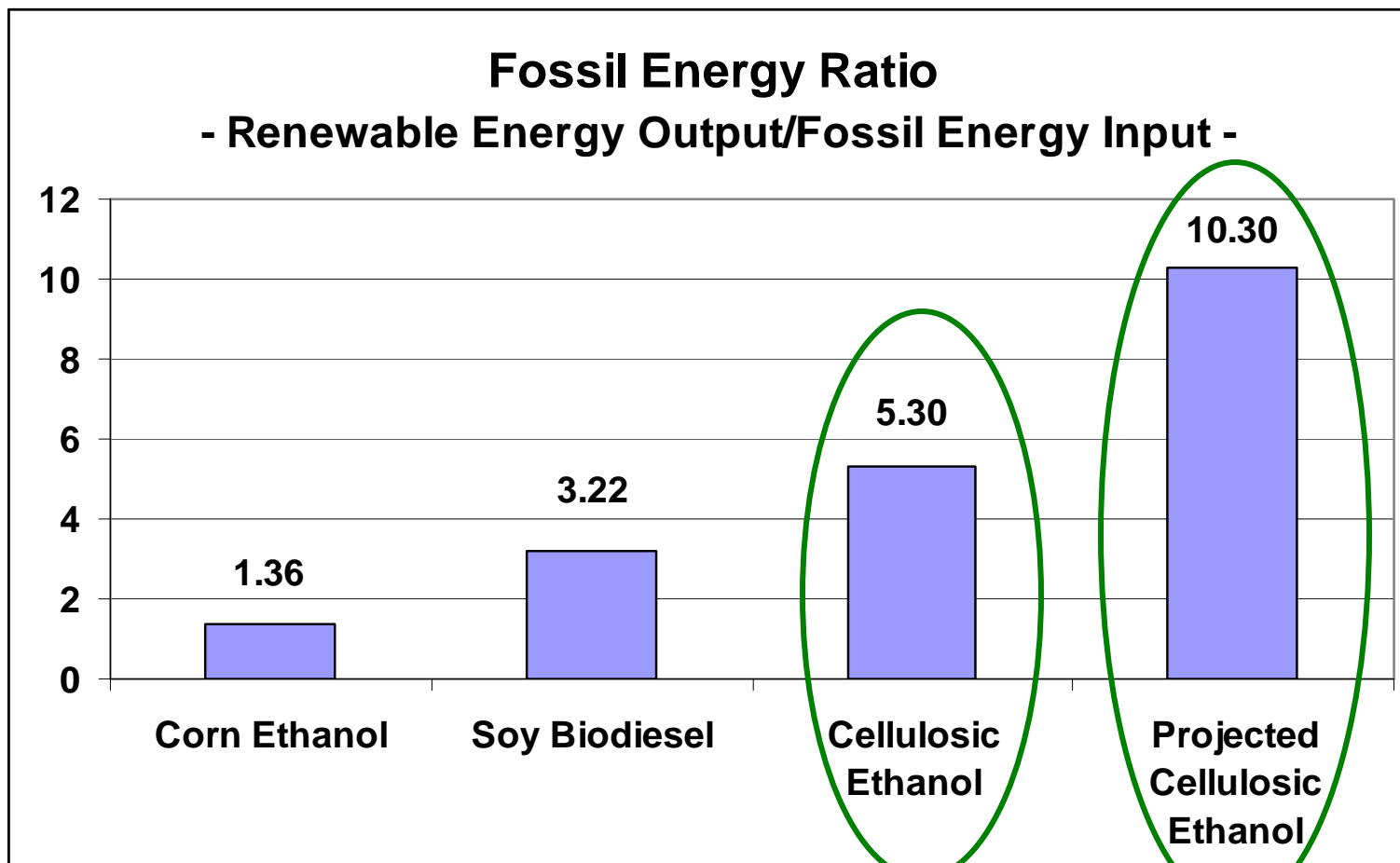
# Net Energy Balance Comparisons



Source: Carbon-negative biofuels from low-input high-diversity grassland biomass. Tilman et al. 2006

Environmental, economic, and energetic costs and benefits of biodiesel and ethanol biofuels. Hil et al. 2006

# Biomass to Energy – Gross is not Net



Adapted from: U.S. DOE. 2006. Breaking the Biological Barriers to Cellulosic Ethanol: A Joint Research Agenda, DOE/SC/EE-0095, U.S. Department of Energy Office of Science and Office of Energy Efficiency and Renewable Energy, <http://doegenomestolife.org/biofuels/>. Biodiesel data from: Life Cycle Inventory of Biodiesel and Petroleum Diesel for Use in an Urban Bus U.S. NREL/SR-580-24089, Department of Agriculture and U.S. Department of Energy. Cellulose biorefinery data from J. Sheehan & M. Wang (2003).

# Pulp and paper mills are currently struggling

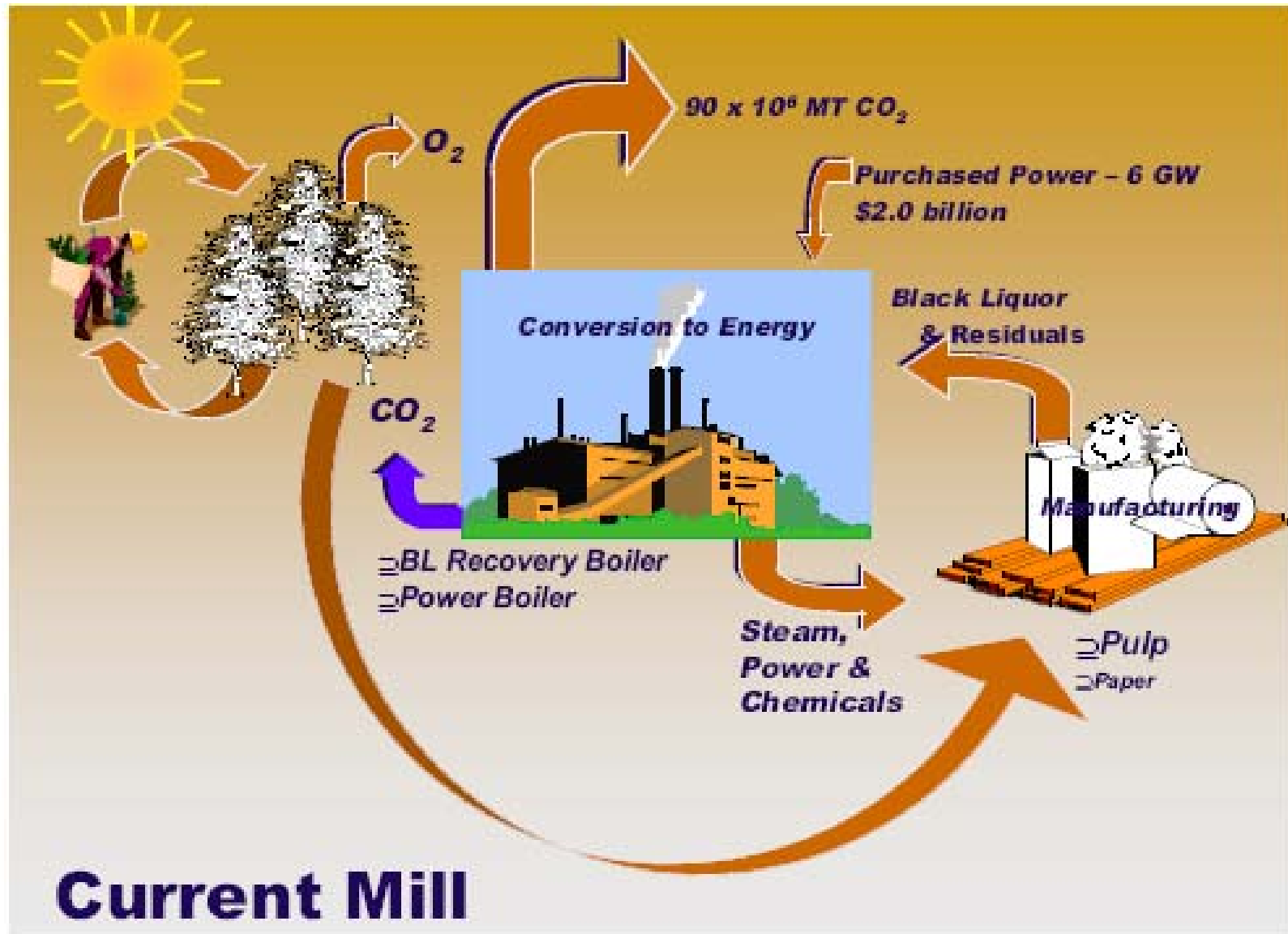


Figure 5. Typical pulp mill today using conventional technology



# These mills could become forest biorefineries

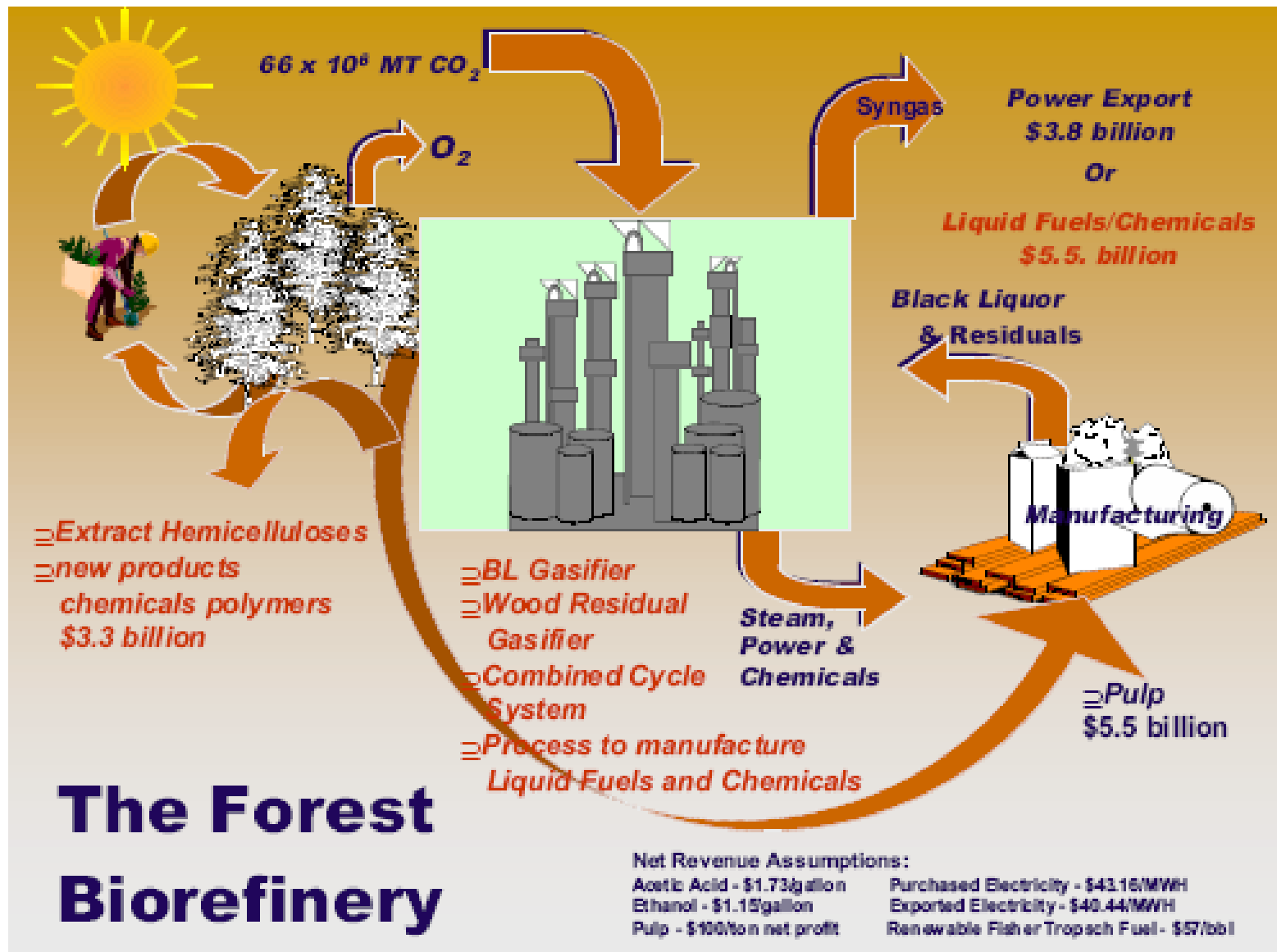
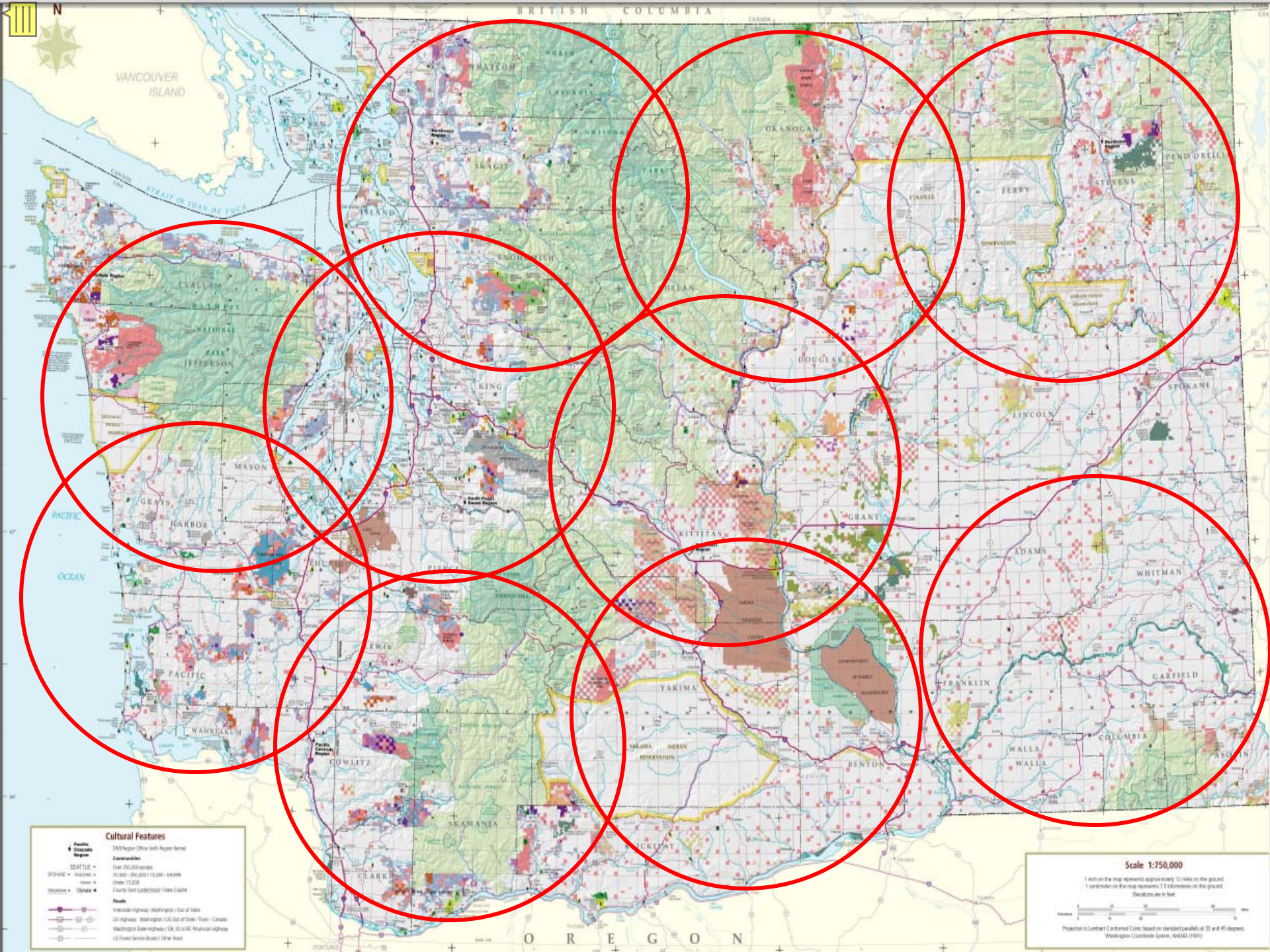


Figure 6. Same mill converted to a forest biorefinery operation



VANCOUVER ISLAND

BRITISH COLUMBIA

CANADA

PACIFIC OCEAN

O R E G O N

**Cultural Features**

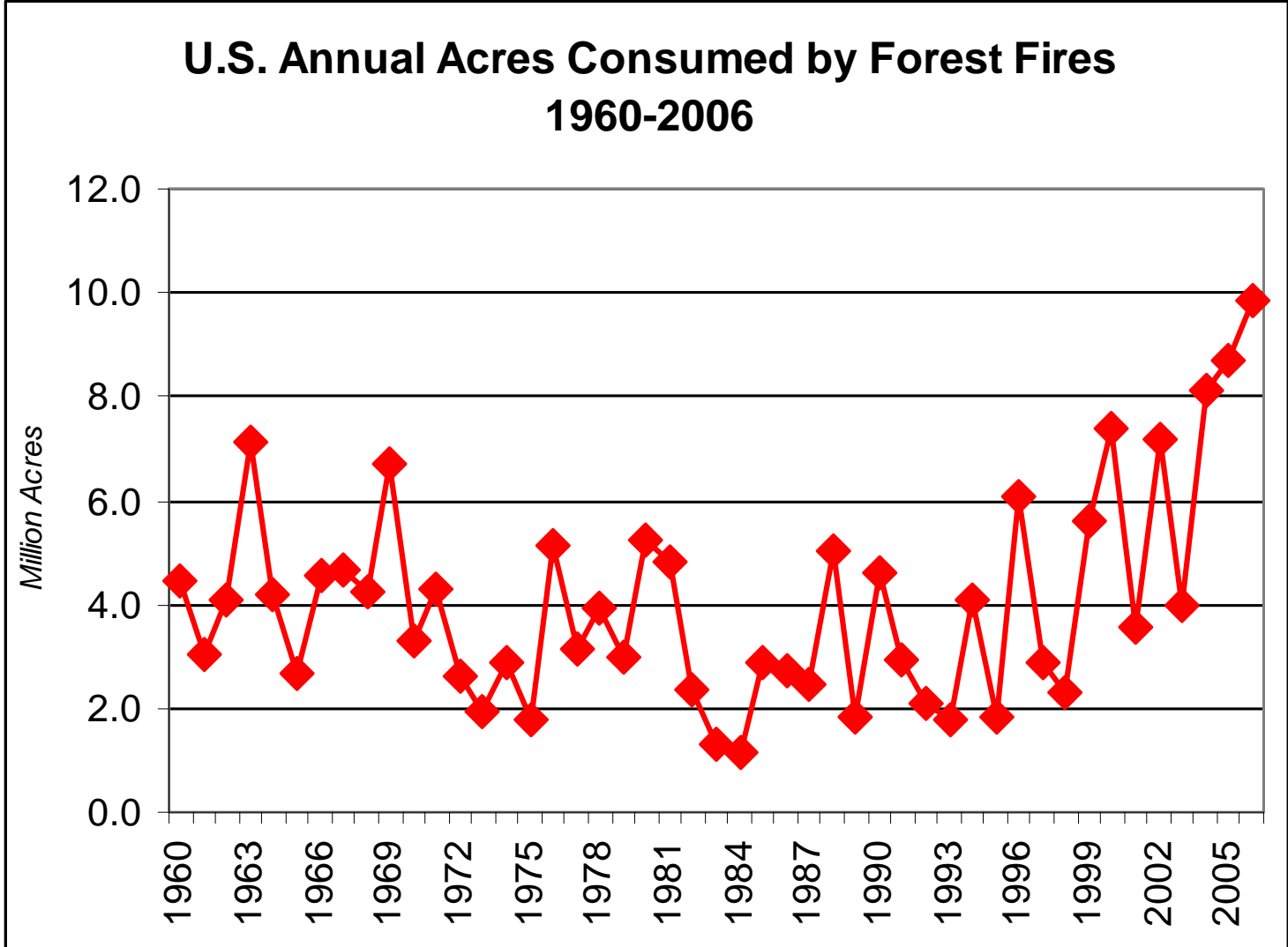
- Pacific Northwest Region  
 Olympic Region  
 SEATTLE  
 SPOKANE • ANCHORAGE  
 SEASIDE • OLYMPIA  
 Olympia
- Counties**  
 SWN Region (Other South Region Symbol)  
 Cowlitz  
 Over 250,000 people  
 70,000 - 250,000 (11,200' - 68,800'  
 Under 15,000  
 County Seat (Subdivided) State Capital
- Roads**  
 Interstate Highway, Washington / Out of State  
 US Highway, Interstate / US Out of State / State / Canada  
 Washington State Highway / OR, ID or BC, Nevada Highway  
 US Forest Service Road / Other Road

**Scale 1:750,000**

1 inch on the map represents approximately 12 miles on the ground  
 1 centimeter on the map represents 3.3 kilometers on the ground  
 Distances are in feet

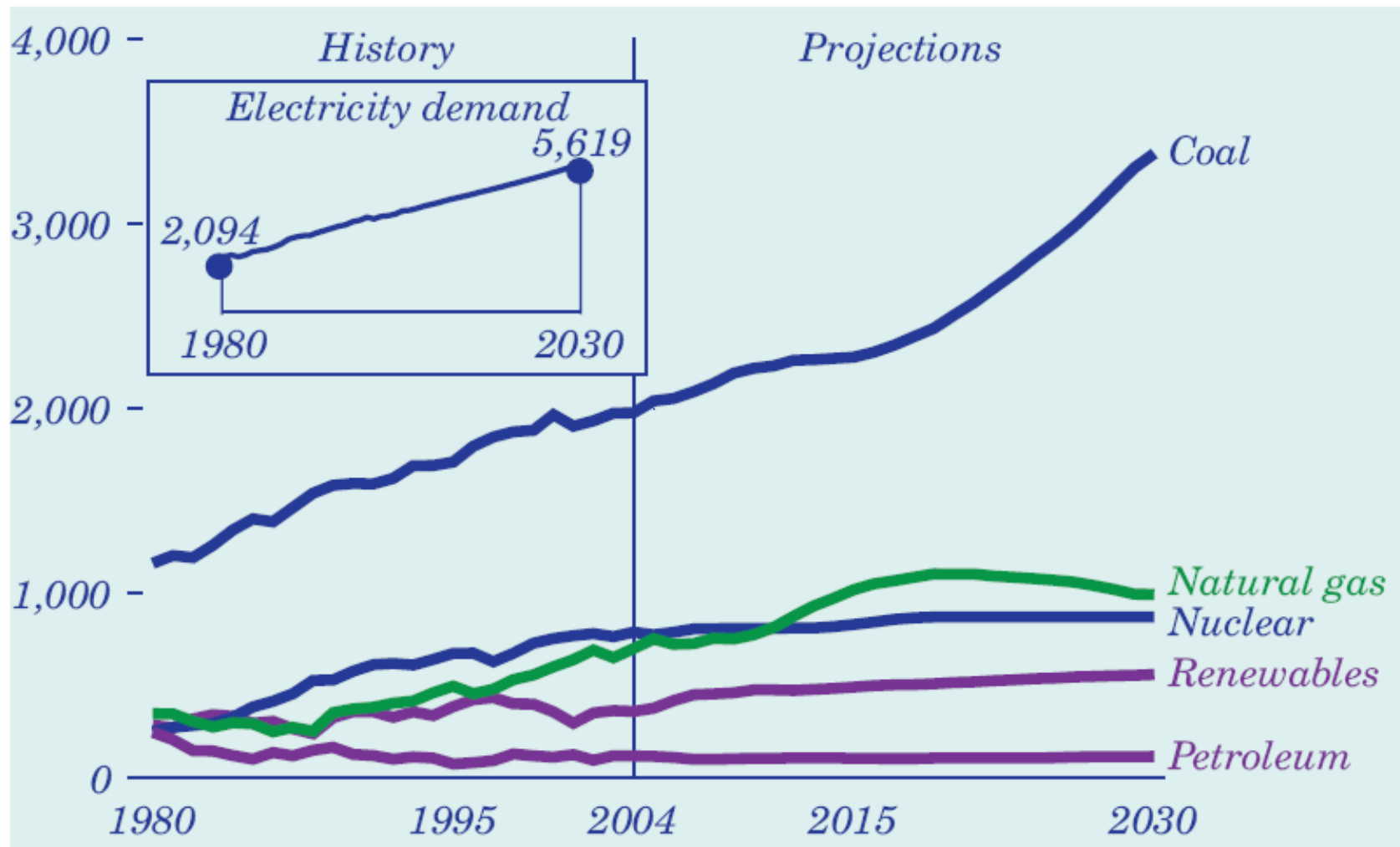
Projection is Lambert Conformal Conic based on standard parallels at 43 and 45 degrees, Washington Coordinate System, NAD83 (1983)

# The Current Trend – Forest Fires



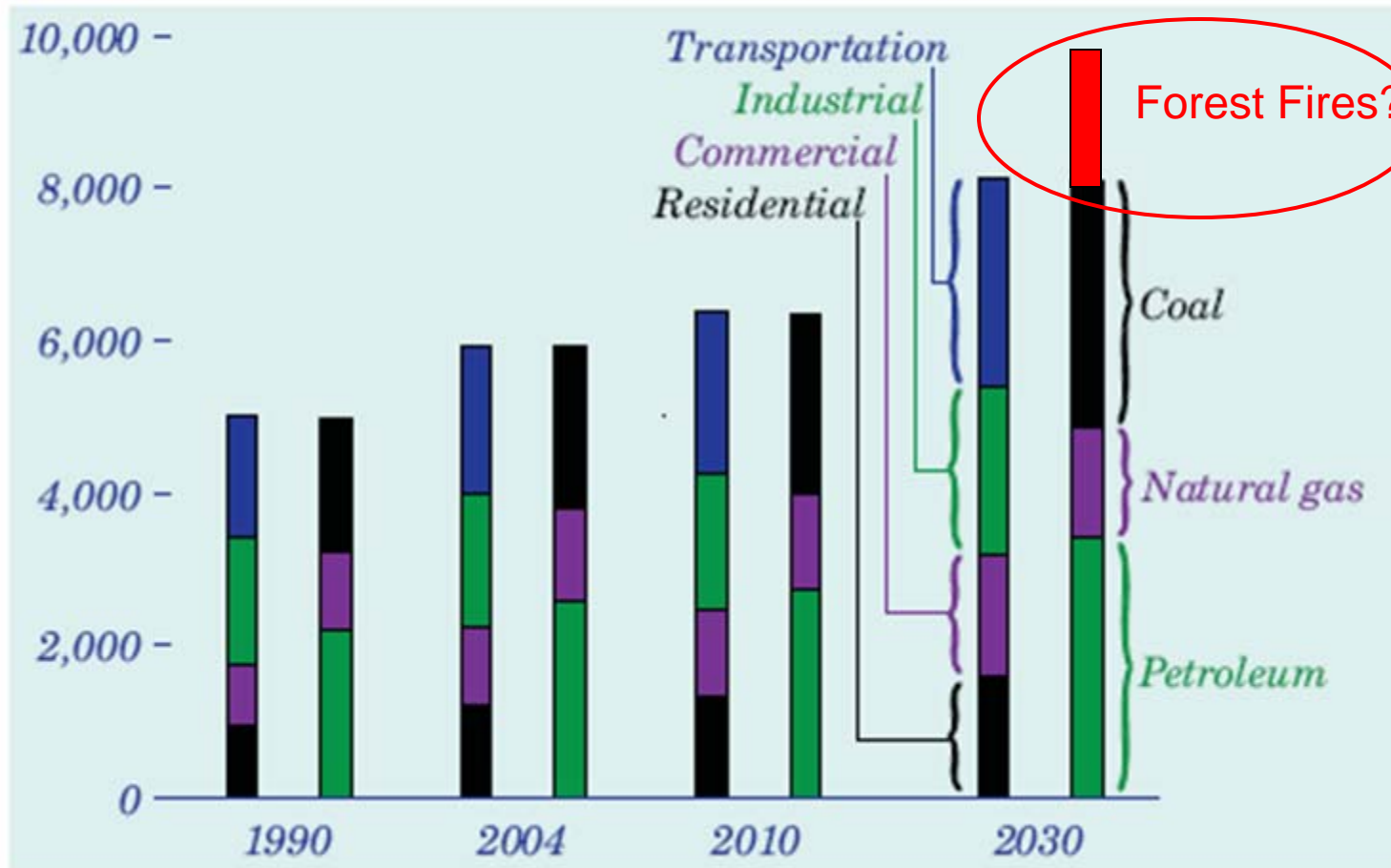
# The Current Trend – Energy

*Figure 5. Electricity generation by fuel, 1980-2030  
(billion kilowatthours)*



# CO2 Emissions increase 37% from 2004 to 2030


*Figure 8. Projected U.S. carbon dioxide emissions by sector and fuel, 1990-2030 (million metric tons)*





**THIS? or THIS?**

**The choice seems remarkably simple...**



# Questions?



YOU WERE SAYING...

BAN FOREST  
MANAGEMENT  
SAVE OUR  
FOREST

GREENS

ECO-  
TERRO